



# MON Installation

ShuTing Liao, ASGC



EUAsiaGrid Summer School 2009 (EAGSS09)

July 27-31 2009, UPM Malaysia



[www.euasiagrid.org](http://www.euasiagrid.org)

[www.euasiagrid.eu](http://www.euasiagrid.eu)



# Agenda

[www.euasiagrid.org](http://www.euasiagrid.org)



- **MON Introduction**
- **Server Preparation**
- **Installation**
- **Configuration**
- **Testing**

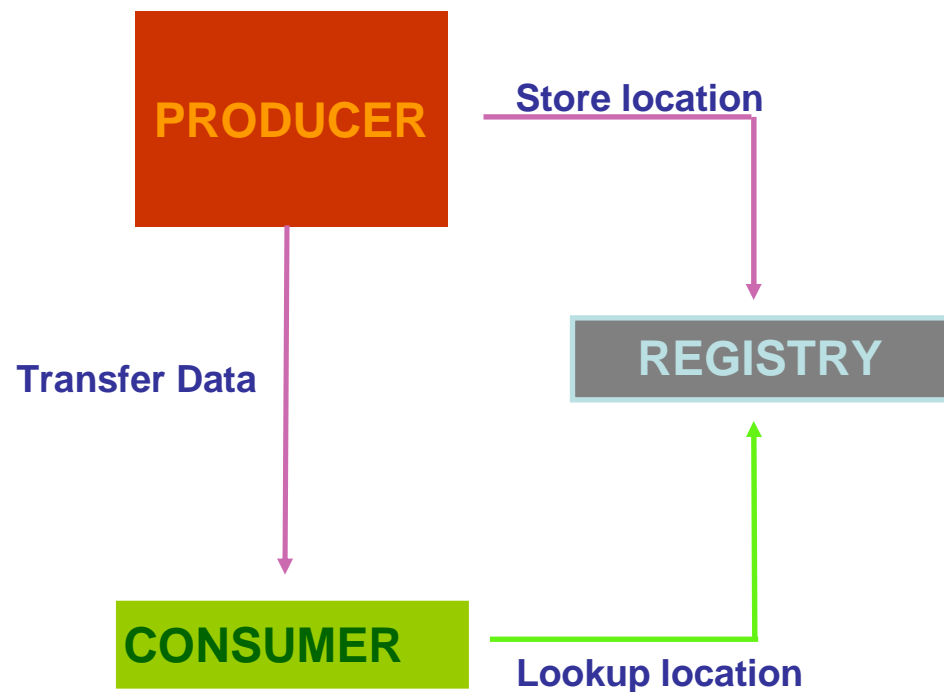
# Introduction

www.euasiagrid.org

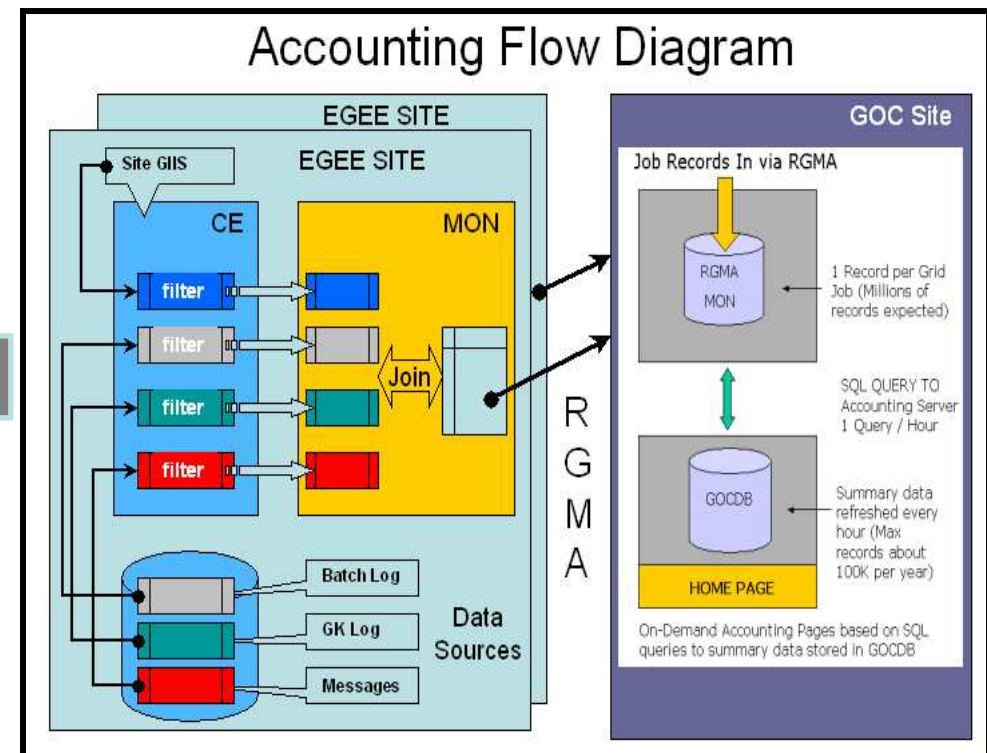


## MonBox

- based on R-GMA (Relational Grid Monitoring Architecture)
- Job Accounting Service
- deployed on every RC/sites



## Rgma arch



# Agenda

[www.euasiagrid.org](http://www.euasiagrid.org)



- **Site MON Introduction**
- **Server Preparation**
- **Installation**
- **Configuration**
- **Testing**

# Login Virtual Machine

www.euasiagrid.org



- Start SSH Client: **putty.exe**
- Specify “**117.103.102.99**” in the Host Name(IP address)
- Use the **username** and **password** specified in your tutorial worksheet to ssh to your VM  
*\$ ssh root@gridXX.euag.org*
- Make sure there is no one but you login in your VM  
*\$hostname*  
*\$who*

# Agenda

[www.euasiagrid.org](http://www.euasiagrid.org)



- **Site MON Introduction**
- **Server Preparation**
- **Installation**
- **Configuration**
- **Testing**

# The Installation

www.euasiagrid.org



- **Startup MON installation**
- **Configure yum repositories yourself, Under /etc/yum.repos.d**
  - The middleware repos:  
**wget <http://bdii.euag.org/repos/glite-MON.repo>**
- **Install MON metapackages:**  
**yum install glite-MON mysql-server**

***! Need to install manually the MySQL!***

# Agenda

[www.euasiagrid.org](http://www.euasiagrid.org)



- **Site MON Introduction**
- **Server Preparation**
- **Installation**
- **Configuration**
- **Testing**

## Obtain site-info.def file

www.euasiagrid.org



- **Copy your configuration files to your server**  
**cd /opt/glite/yaim/etc/**  
**wget http://bdii.euag.org/yaim/gridXX-site-info.def**
- **Protect your configuration file**  
**chmod 600 gridXX-site-info.def**

# General YAIM Parameters

www.euasiagrid.org



- For **MON**, the Mandatory variables in site-info.def
  - CE\_HOST,
  - MON\_HOST,
  - REG\_HOST,
  - SITE\_NAME,
  - GRIDICE\_SERVER\_HOST,
  - SITE\_BDII\_HOST,
  - MYSQL\_PASSWORD,
  - APEL\_DB\_PASSWORD,
  - JAVA\_LOCATION

# Use YAIM to Configure

www.euasiagrid.org



- **Check syntax of our site-info.def**  
**cd /opt/glite/yaim/etc/**  
**source gridXX-site-info.def**
- **Run YAIM to configure MON.**  
**/opt/glite/yaim/bin/yaim -c -s gridXX-site-info.def -n glite-MON**

# Agenda

[www.euasiagrid.org](http://www.euasiagrid.org)



- **Site BDII, CE/WN Introduction**
- **Server Preparation**
- **Installation**
- **Configuration**
- **Testing**

# Testing

www.euasiagrid.org



- **Check that all services are running properly:**
  - */opt/glite/bin/rgma-client-check*
    - need a proxy to run client check on UI.
  - */opt/glite/bin/rgma-server-check*
    - Run server check on MON box.
- ***Try to connect to the R-GMA Browser with a web browser at the following address:***
  - *https://monbox\_FQDN:8443/R-GMA/*

# Skip test

www.euasiagrid.org



- **Skip all MON tests in the tutorial**
- *Note: MON box will be functioning well till be registered in to R-GMA registry hosted at Rutherford Appleton Labs (RAL) in the UK*

# References

www.euasiagrid.org



- **Generic Installation and Configuration Guide gLite 3.1**
  - <https://twiki.cern.ch/twiki/bin/view/LCG/GenericInstallGuide310>
- **YAIM 4 Guide**
  - <https://twiki.cern.ch/twiki/bin/view/LCG/YaimGuide400>
- **Site-info.def Parameters**
  - [https://twiki.cern.ch/twiki/bin/view/LCG/Site-info\\_configuration\\_variables](https://twiki.cern.ch/twiki/bin/view/LCG/Site-info_configuration_variables)

# Practical

www.euasiagrid.org



- **We will now Install and Configure the MONBox**
- **Go to wiki page for instructions:**  
[http://lists.grid.sinica.edu.tw/apwiki/Project/UPM\\_Tutorial\\_Jul\\_2009\\_Instructions/MON\\_Installation](http://lists.grid.sinica.edu.tw/apwiki/Project/UPM_Tutorial_Jul_2009_Instructions/MON_Installation)